

MOORHEAD FIRE DEPARTMENT

1980 ANNUAL REPORT

Moorhead Fire Department

1120 - 1st AVENUE NORTH
MOORHEAD, MINNESOTA 56560
PHONE 236-6542

GARFIELD F. ANDERSON
Fire Chief
R. DONALD DAWSON
Deputy Fire Chief
CAPT. MARLAN ANDERSON
Fire Marshal



Honorable Mayor & City Council Members:

The 1980 Fire Department Annual Report represents the combined efforts and cooperation of all members of this department.

The total fire loss for 1980 amounted to \$317,061.00, an increase of \$19,958.00, or 6% over 1979. The total number of alarms answered in 1980 was 431, a decrease of 19 from the previous year. The number of fire calls increased by 9% whereas the number of emergency medical calls decreased by 30%. There were no fire deaths in 1980.

The largest single fire loss occurred August 31, 1980, a dwelling fire at 815 7th Avenue South. This loss amounted to \$56,600.00, and has been determined to have been arson.

Arson fires in number account for only 4% of total fires, but arson fires were 33% of our total fire loss in 1980 (\$103,400.00). The fire loss at 1018 7th Avenue South was \$25,000.00.

Some of the highlights for the year 1980:

1. Sold the old Pirsch 55 foot aerial ladder truck (906) to the city of Warren, MN for \$15,160.00.
2. We took delivery January 10 of a new 1200 G.P.M. pumper from General Fire Equipment (905) with a purchase price of \$88,947.07. This was placed into service January 20.
3. Received from the Fraternal Order of Eagles, Aerie #153 Fargo, a gift of a new Hurst rescue tool (Jaws of Life) with a value of \$6,200.00.
4. Added five new hydrants on the mid campus of Moorhead State University.
5. Drew up a fire protection contract with American Crystal Sugar Company for \$5,560.00 for 1981.
6. Worked on a complete reorganization of the Fire Department whereas the Building Codes, Systematic Housing Inspection Program and Environmental Health Program became part of the Moorhead Fire Department, and the firefighters to take over all housing inspections effective January 1, 1981.

Some of the goals set in 1980 and results:

1. Our foremost goal was to improve our Fire Prevention program.

Result: The number of inspections was increased by 40%. In spite of the increase of wood burning stoves throughout the country we have had very few fires caused by these devices due to our education and inspection program.

2. Our second goal was to provide better fire service and emergency medical service.

Result: The total number of runs were down 4.3%. We also received much needed equipment for medical services.

3. Our third goal was to improve the school fire safety programs.

Result: The "Learn Not to Burn" program was established in all of the fourth grades. One firefighter was in the classroom an average of four hours per week for 36 weeks. Adult education programs were also implemented.

4. Our fourth goal was to set up a management training program.

Result: All Captains participated in two management seminars. Three officers are currently enrolled in Fire Department Administration Management correspondence courses from the University of Minnesota, and three more will enroll this year.

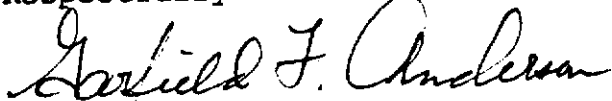
Some of the goals set for 1981:

1. Our goal is to administer and guide the new responsibility of the Housing Code/Inspection programs with maximum efficiency and productivity of both firefighters and inspections.
2. We plan to keep promoting fire prevention and fire safety in residential areas and improve fire protection systems in high rise buildings.
3. Place more emphasis of training on hazardous materials.
4. We are looking to improving our relationship and training with the 911 dispatchers.
5. We desire to reduce our fire losses from arson. (?)

The Fire Prevention Report, Training Officers Report, School Safety Report and the Moorhead Fire Department Relief Association reports are stated separately in this annual report.

I want to thank Mayor Lanning and the City Council, with a special thank you to Chairperson Barbara Sipson and members of the Public Safety Committee for their help and direction given in the past year.

Respectfully submitted,

A handwritten signature in cursive script that reads "Garfield F. Anderson". The signature is written in dark ink and is positioned above the typed name.

Garfield F. Anderson
Fire Chief

Moorhead Fire Department

1120 - 1st AVENUE NORTH
MOORHEAD, MINNESOTA 56560
PHONE 236-6542

GARFIELD F. ANDERSON
Fire Chief
R. DONALD DAWSON
Deputy Fire Chief
CAPT. MARLAN ANDERSON
Fire Marshal



FIRE PREVENTION REPORT

JANUARY 1, 1980 through DECEMBER 31, 1980

FIRE PREVENTION BUREAU MAN HOURS ON FIELD INSPECTION	2,116
FIRE PREVENTION BUREAU INSPECTIONS	1,349
VIOLATIONS	508
CORRECTIONS	526

TIME SPENT IN THE FOLLOWING AREAS (HOURS) BY FIRE MARSHAL

MEETINGS & CONFERENCES	63
SCHOOLS	65
FIRE INVESTIGATIONS	91
FIRE SAFETY CLASSES GIVEN	18
FIRE DEPARTMENT DUTIES	30

Submitted by:

Marlan Anderson
Marlan Anderson, Fire Marshal
Fire Prevention Bureau

MA/lw

FIRE PREVENTION LICENSES

BULK PLANT LICENSES

Amoco Oil Company, 12th Ave. & 26th St. S.	\$20.00
Don's FM Oil Company, 3418 Village Green Drive	20.00
Farmer's Union Oil Company, 1321 Center Ave.	20.00
Gilderhus Oil Company, 1615 26th St. S.	20.00
Johnson Oil Company, 1815 1st Ave. N.	20.00
Matson Oil Company, 1221 1st Avenue North	20.00
Northern Propane Gas Company, 3 South 21st St.	20.00
Red River Oil Company, 1321 1st Avenue North	20.00

DRY CLEANING LICENSES

Bon Valet Cleaners, 924 Main Ave.	10.00
Holland's Cleaners, 18 South 4th St.	10.00
Mr. Nifty, 903 Main Ave.	10.00
One Hour Martinizing, Holiday Mall	10.00

ENGINE REPAIR LICENSES

A-1 Automotive Service, 2000 1st Avenue South	10.00
Anderson Pontiac, 1313 30th Ave. South	10.00
Balmer Motor Company, 814 Center Avenue	10.00
Cordell Motors, 2525 Hwy 10 East	10.00
Dan Dugan Transport Company, 17th St. & 4th Ave. South	10.00
Jay Davis Chevrolet Company, 1111 30th Ave. South	10.00
Francis Peterson, Inc., 904 Center Ave.	10.00
Holsum Truck Stop, 1417 1st Ave. North	10.00
Johnson Auto Repair, 2010 5th Ave. North	10.00
Kost Brothers, 1301 Center Ave.	10.00
Sports Car Engineering, 1825 Main Ave.	10.00
Stephen's Auto Repair, 2710 2nd Ave. North	10.00
Valley Alignment & Repair, 2505 16th Ave. South	10.00
Wheel Sports, Inc., 1217 Business 231 South	10.00

PETRO. GAS LICENSES

Farmer's Union Oil Company, 1321 Center Avenue	20.00
Frank's Skelgas Inc., 1321 1st Ave. North	10.00
Kar Du Gas & Travel, 1313 Main Ave.	10.00
Texgas Corporation, 310 Main Ave., Fargo	10.00
Traveland, Inc., 2537 Hwy 10 East	10.00

SERVICE STATIONS

Brookdale Phillips 66, 2405 8th St. South	10.00
Bud's Interstate Standard, 720 30th Ave. South	10.00
Clark 100 Station, 923 Main Ave.	10.00
Don's Car Wash, 1010 Main Ave.	10.00
Ed's Standard Service, 104 8th St. South	10.00
Erv & Bud's Skelly Service, 25 South 5th St.	10.00

Farmer's Union Oil Company, 1321 Center Ave.	\$10.00
Jerry's Holiday Union 76, 2404 South 8th St.	10.00
Joe's Far-Mor Service, 2105 Main Ave.	10.00
Kar Du Gas & Travel, 1313 Main Ave.	10.00
Matson Truck Stop, Hwy 75 North	10.00
Mico Oil Company, Inc., 201 8th St. South	10.00
Miller & Holmes, Inc., 502 Main Ave.	10.00
Moorhead Discount, 915 24th Ave. South	10.00
Mr. Nifty, 903 Main	10.00
Richard's Oil Company, 707 Main Ave.	10.00
Service Oil Company, 1205 Main Ave.	10.00
Silbernagel Service, Junction Hwy 75 & 10	10.00
Southwest MN Oil Company, 901 Center Ave.	10.00
Stop-N-Go, 400 21st St. South	10.00

SPRAY PAINTING & WELDING LICENSES

Bud's Auto Body, 1804 1st Avenue North	10.00
Harold's Car Clean, 1416 30th Ave. South	10.00
Kegel Sign Company, 1825 Main Ave.	10.00
Larry's Auto Body, 128 North 16th St.	10.00
Northwest Oil Equipment, 1619 1st Ave. North	10.00
Otto's Welding, 1920 23rd St. South	10.00
Roger's Auto Body, 1804 1st Ave. North	10.00
Snappy Auto Body, 1519 29th Ave. South	10.00
Viking Body Shop, 2020 7th Ave. North	10.00
Wright Awning, 111 16th St. South	10.00

MISCELLANEOUS LICENSES

A & T Supply, Inc., 20 South 6th St. (Paint Dealer)	10.00
Agsco Seeds, Inc., 1401 1st Ave. North (Grain)	10.00
Anheuser-Busch, 2101 28th St. S. (Dust Hazard & Grain)	20.00
Bonawitz Glueing & Repair Furniture, 209 17th St. South (Finishing Woodwork)	10.00
Brookdale Hardware Hank, 2421 Brookdale Shopping Center (Paint Dealer, Small Arms, Hardware Store, Ammunition)	10.00
Champion Building Products, 316 21st St. N. (Lumber Wholesaler)	10.00
Coast to Coast, Holiday Mall (Hardware, Paint, Ammunition)	10.00
Fairmont Foods, 124 North 8th (Gas Pumps)	10.00
Farmer's Union Central Exchange, Inc., 204 18th St. N. (Flammable Liquids)	20.00
O.P. Foss Lumber Company, 1015 30th Ave. South (Lumber Wholesaler)	10.00
G.T.A. Elevator, 1101 1st Ave. North (Grain)	20.00
Helgeson, Inc., 1724 1st Ave. North (Smoke House)	10.00
Holiday Gas Station, 901 Center Ave. (Small Arms & Ammunition, Paint Dealer)	10.00
Horvick Electric, 305 Main Ave. (Bake Oven)	10.00
Kragnes Farmers Elevator, 1516 Main Ave. (Grain)	20.00

Mautz Paint Company, 5th St. & 2nd Ave. (Paint Dealer)	\$10.00
Moorhead Linoleum & Tile, 108 8th St. South (Paint Dealer)	10.00
OK Hardware, Moorhead Center Mall (Hardware)	10.00
Pleasure Products, 2421 16th Ave. South (Fiberglass Manufacturing Plant)	20.00
Simon's Inc., 8 North 10th St. (Woodworking Shop)	10.00
Simplot Soil Builders, 2010 20th Ave. South (Bulk Storage of Fertilizers)	20.00
Stenerson Lumber Company, 1702 1st Ave. North (Lumber Yard)	10.00
Sunset Bowling Lanes, 620 24th St. North (Bowling Alley)	10.00
Town & Country Bowling Lanes, 309 17th St. North (Bowling Lanes)	10.00
United Building Centers, 2206 5th Ave. North (Lumber Yard)	10.00

86 Licenses

\$ 990.00

Moorhead Fire Department

1120 - 1st AVENUE NORTH
MOORHEAD, MINNESOTA 56560
PHONE 236-6542



GARFIELD F. ANDERSON
Fire Chief

R. DONALD DAWSON
Deputy Fire Chief

CAPT. MARLAN ANDERSON
Fire Marshal

1980 TRAINING REPORT

Working a 56 hour week we have training on all weekday shifts by the training officer. With one man on vacation and one man working on Fire Prevention during the day, the remaining men also received on the job training by their shift commander, including discussion on all fires handled by their shift.

	<u>Man Hours</u>
In classroom & outside training	5,994
Company inspections	1,863
Building & yard maintenance	2,133
Repair of pumps, trucks, other equip.	380
Outside hydrant work	<u>190</u>
TOTAL	10,560

All men are trained to drive and operate every piece of equipment used by the Fire Department. Most are EMT qualified and all have advanced first aid training.

Respectfully submitted,

Donald Dawson

Moorhead Fire Department

1120 - 1st AVENUE NORTH
MOORHEAD, MINNESOTA 56560
PHONE 236-6542

GARFIELD F. ANDERSON
Fire Chief
R. DONALD DAWSON
Deputy Fire Chief
CAPT. MARLAN ANDERSON
Fire Marshal



LEARN NOT TO BURN PROGRAM

Educating children in classrooms is perhaps the most vital part of NFPA's overall education mission. The Learn Not to Burn Fire Safety Curriculum has been designed to encourage and aid in teaching fire safe living to children. The program introduces teachers to the subject of fire safety, to the life saving goals of fire safety education, and provides them with valuable practical support.

The program for the pupils here in Moorhead has had very high results in areas of knowledge and practices. Parent participation has been very enthusiastic. The curriculum guide itself and the material it provides has received highly positive ratings in terms of their usefulness and value by teachers and others.

People need to learn how to protect themselves, family members and friends from the hazards of fire. They need to learn to be responsible for the protection of their own property as well as the property of others.

Therefore, the overall goal of this fire prevention education program is to reduce the number of deaths and severity of injuries to people from fires as well as the extent of property damage which results from fires. The modification of the behavior of children is a complex process, especially difficult due to the variety of social and environmental influences in school, home and community.

For the school to help children act safely, it is essential to provide a sequential, comprehensive program of instruction and reinforcement throughout the grades. Such a program will aid in the acquisition of correct behavioral responses through repetition while increasing the retention of information and individual responsibility throughout the school year.

The Learn Not to Burn curriculum contains sequence, depth, and repetition of information. Students who experience the entire program will exhibit continued increased awareness and responsibility in fire prevention and fire safety. My experience with the teachers and students in the Moorhead School District has met with great success.

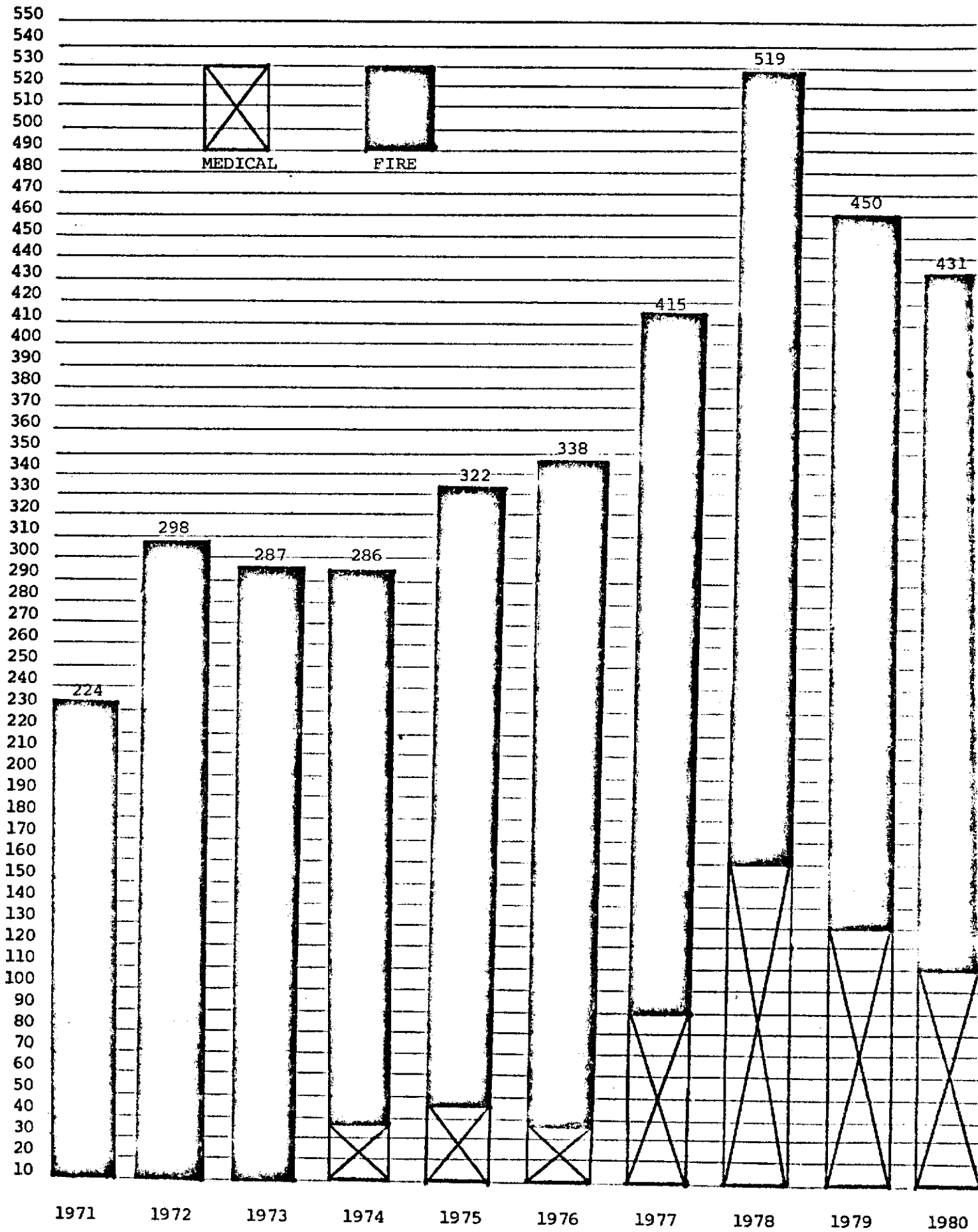
Thanks to Chief Gar Anderson, my opportunity to participate actively with teachers has grown to an average of six hours a week. Without the interest of the Fire Department heads our role as a valuable resource to the Learn Not to Burn curriculum in the classrooms would be very minimal. Continued efforts on the part of the city and Fire Department is a must if our children are to grow to be fire safe adults.

Thomas Schons, Firefighter, City of Moorhead

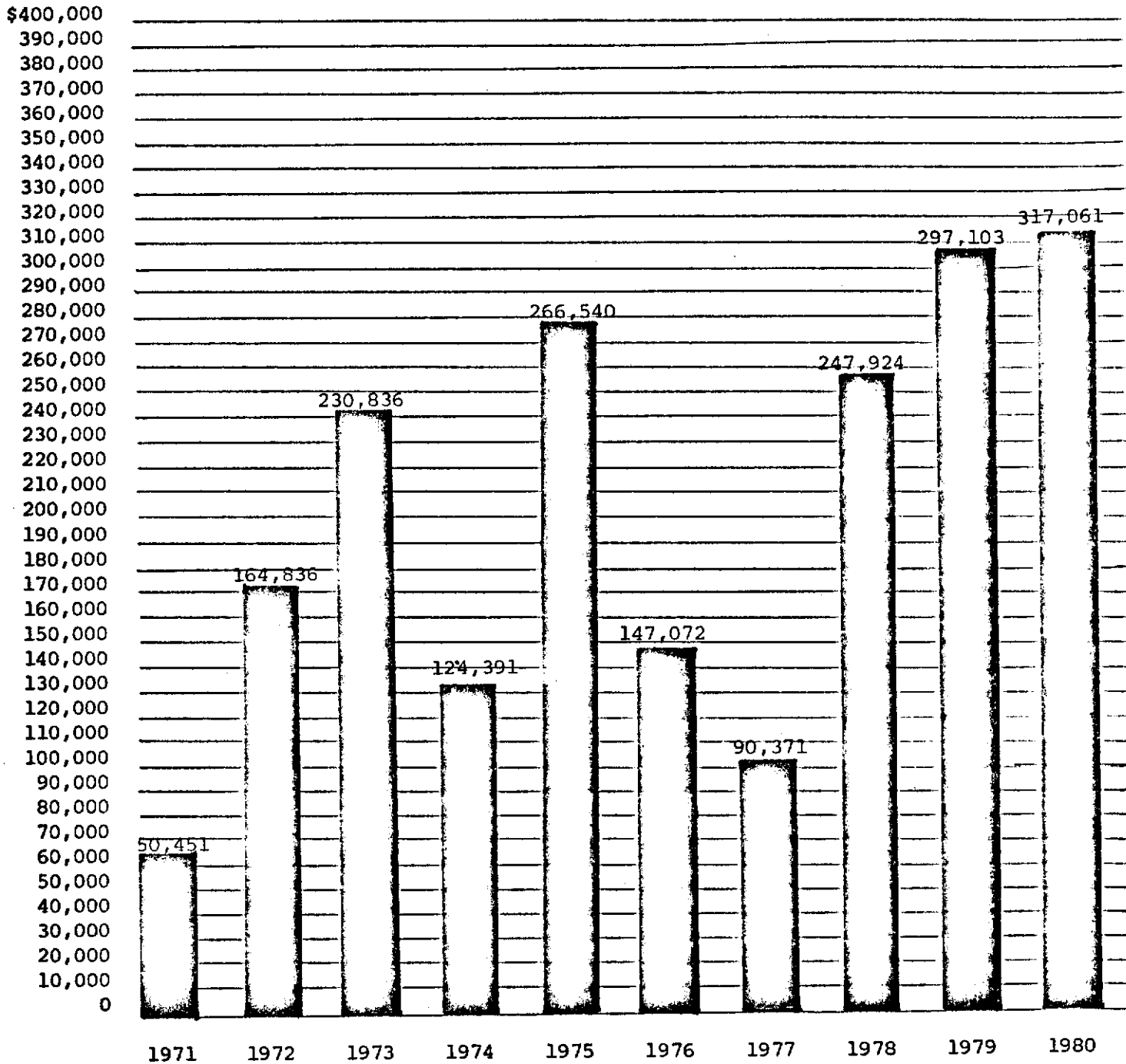
Month	Jan.	Feb.	Mar.	Apr.	May	June	Jul.	Aug.	Sept.	Oct.	Nov.	Dec.	TOTAL
Public Assembly	1	1			3			2	1	2	1	2	13
Education	2	1	4	2		1	1	1	3	2	3	5	25
Institution		1	1	1	2	1		2		2	2	2	14
Residence Dwelling	12	6	6	6	9	6	4	4	5	6	9	15	88
Residence Apartment	6	4	1	6	10	5	3	5	8	5	4	8	65
Mercantile Stores	1		1		3	2	1	1	1			2	11
Offices	1	1	1	1				1					5
Utilities	1						1						2
Industrial Manufacture	1	1		1	2		1	1		1			8
Storage										1		1	2
Special Properties	2		1	9	5	3	3		2	1	1	2	29
Mobile Vehicles	5		1	5	5	1	3	5	4	4	4	1	38
Medical EMT First Aid	13	8	6	13	6	12	3	6	5	11	6	7	96
Rescue	1				2	1			1	4			9
Investigate	5	3	3	3		3	1		1				19
False Alarm	2	1						1	1				5
Bomb Scares													0
Mutual Aid					1								1
Total Alarms	53	27	25	48	48	35	21	28	32	39	30	45	431
Injuries													
Deaths													
Total Fire Loss	3200	4000	3200	8800	10529	1120	8020	93350	1250	36400	1980	41450	317061

Report of the number of alarms and the total dollar amount of fire loss within the City of Moorhead, 1980.








NUMBER OF ALARMS IN MOORHEAD FOR THE LAST TEN YEARS



FIRE LOSS FOR MOORHEAD FOR THE PAST TEN YEARS



1980 FIRE CALLS
NUMBER OF ALARMS PER DAY OF WEEK

SUNDAY		53
MONDAY		65
TUESDAY		63
WEDNESDAY		70
THURSDAY		62
FRIDAY		55
SATURDAY		64
	TOTAL CALLS	<hr/> 450

1980 FIRE CALLS

NUMBER OF ALARMS AT TIME OF DAY

0000 - 0100	[REDACTED]	10
0100 - 0200	[REDACTED]	7
0200 - 0300	[REDACTED]	7
0300 - 0400	[REDACTED]	5
0400 - 0500	[REDACTED]	9
0500 - 0600	[REDACTED]	4
0600 - 0700	[REDACTED]	7
0700 - 0800	[REDACTED]	16
0800 - 0900	[REDACTED]	16
0900 - 1000	[REDACTED]	15
1000 - 1100	[REDACTED]	18
1100 - 1200	[REDACTED]	30
1200 - 1300	[REDACTED]	26
1300 - 1400	[REDACTED]	24
1400 - 1500	[REDACTED]	17
1500 - 1600	[REDACTED]	18
1600 - 1700	[REDACTED]	34
1700 - 1800	[REDACTED]	32
1800 - 1900	[REDACTED]	18
1900 - 2000	[REDACTED]	30
2000 - 2100	[REDACTED]	23
2100 - 2200	[REDACTED]	29
2200 - 2300	[REDACTED]	15
2300 - 2400	[REDACTED]	21
TOTAL		431

BREAKDOWN OF STRUCTURE FIRES AND OTHER INCIDENTS

A. FIRES IN STRUCTURES* BY FIXED PROPERTY USE (OCCUPANCY)	Number of Fires or Incidents	Number of Civilian Fire Casualties.		Estimated Property Damage from Fire.
		Deaths	Injuries	
1. Private Dwellings (1 or 2 family), including mobile homes	85	-0-	-0-	163,500
2. Apartments (3 or more families)	55	-0-	-0-	52,100
3. Hotels & Motels	3	-0-	-0-	-0-
4. All other Residential (dormitories, boarding houses, etc.)	11	-0-	-0-	1,220
5. TOTAL RESIDENTIAL FIRES (SHOULD BE SUM OF LINES 1 THROUGH 4)	154	-0-	-0-	-0-
6. Public Assembly (church, restaurant, clubs, etc.)	12	-0-	-0-	-0-
7. Schools & Colleges	8	-0-	-0-	-0-
8. Institutions (hospitals, nursing homes, jails, etc.)	11	-0-	-0-	-0-
9. Stores & Offices	17	-0-	-0-	4,500
10. Industry, Utility, Defense, Laboratories, Manufacturing	7	-0-	-0-	8,500
11. Storage in structures (barns, garages, general storage, etc.)	6	-0-	-0-	47,591
12. Special structures** (vacant buildings, buildings under construction; also bridges, tunnels, etc.)	-0-	-0-	-0-	-0-
13. TOTALS FOR STRUCTURE FIRES (SHOULD BE SUM OF LINES 5 THROUGH 12)	61	-0-	-0-	-0-
B. OTHER FIRES AND INCIDENTS				
14. Fires outside of structures with value involved, but not vehicles (outside storage, crops, timber, etc.)	1	-0-	-0-	-0-
15a. Fires in highway vehicles (autos, trucks, etc.)	28	-0-	-0-	39,650
15b. Fires in other vehicles (planes, trains, ships, etc.)	2	-0-	-0-	-0-
16. Fires in brush, grass, wildland (excluding crops and timber), with no value or loss involved.	13	-0-	-0-	
17. Fires in rubbish, including dumpsters (outside of structures), with no value involved.	15	-0-	-0-	
18. All other fires.	-0-	-0-	-0-	-0-
19. TOTALS FOR FIRES (SHOULD BE SUM OF LINES 13 THROUGH 18)	59	-0-	-0-	317,061
20. Medical aid responses (ambulance, EMT, rescue)	105			
21. Malicious false alarm responses (fire and nonfire)	17			
22. Mutual aid or assistance responses	1			
23. All other responses (service calls, arcing wires, washdowns, etc.)	34			
24. TOTAL FOR ALL INCIDENTS (SHOULD BE SUM OF LINES 19 THROUGH 23)	157			

Part IV: INCENDIARY FIRES IN STRUCTURES* AND VEHICLES

Report in this Part all fires which were deliberately set or which are suspected of having been deliberately set. Include fires blamed on "vandalism."

	Number of Fires	Number of Civilian Fire Casualties. If none, write "0".		Estimated Property Damage from Fire. If no loss, write "0".
		Deaths	Injuries	
1. Structure Fires of Definite Incendiary Origin	3	-0-	-0-	82,020
2. Structure Fires of Suspicious Origin but not Definitely Established as Incendiary	-0-	-0-	-0-	-0-
3. Vehicle Fires, Incendiary and Suspicious	5	-0-	-0-	21,400

* Communities using NFPA Standard 901 may use code "11" under "Type of Situation Found" to identify structure fires within these fixed property uses.

Part V: FIRE SERVICE PERSONNEL, FIRE SERVICE DEATHS AND INJURIES

Number of fire fighters: If actual average strength over the year differed from authorized strength, give the actual figure. Count all fire fighters, regardless of assignment. For volunteers, please report active members (involved in fire fighting), and inactive members separately.

Number of fully paid fire fighters: 33
 Number of part paid (call) fire fighters: -0-
 Number of fully volunteer fire fighters: Active -0- Inactive -0-

Occupationally related fire fighter deaths: If any fire fighters in your department died during 1980 as a result of occupationally related injuries or illness, report the total.

Total number of fire fighter deaths: -0-

On-duty fire fighter injuries and illness: Report all injuries sustained: on the fire ground (includes all activities from the moment of arrival at the scene to departure time, e.g., extinguishment, overhaul); in other incident related duty (e.g., responding to or returning from an alarm, operating at a nonfire incident, etc.); in training; and in other on-duty activities (e.g., inspection or maintenance duties). Include only nonfatal injuries.

Total number of fire fighter injuries (nonfatal): 16

ON-DUTY FIRE FIGHTER INJURIES (NONFATAL) BY NATURE OF MOST SERIOUS INJURY OR ILLNESS

If a fire fighter sustained multiple injuries for the same incident, report below only the nature of the *single* most serious injury.

Nature of Most Serious Injury or Illness	Fire Ground	Number of nonfatal injuries		
		Other Incident Related	Training	Other On-Duty
1. Burns and Smoke Inhalation (fire or chemical)	-0-	-0-	-0-	-0-
2. Burns only (thermal or chemical)	2	-0-	-0-	-0-
3. Smoke Inhalation only (fire gas or other gas)	-0-	-0-	-0-	-0-
4. Wound, cut, bleeding	3	-0-	-0-	-0-
5. Dislocation, fracture	-0-	-0-	-0-	-0-
6. Heart Attack	-0-	-0-	-0-	-0-
7. Shock	-0-	-0-	-0-	-0-
8. Strain, Sprain	4	2	-0-	5
9. Internal injury not specified above	-0-	-0-	-0-	-0-
10. Other	-0-	-0-	-0-	-0-
11. TOTAL	9	2	-0-	5

ON-DUTY FIRE FIGHTER INJURIES (NONFATAL) BY CAUSE

For fire ground activities only, report the number of injuries based on the initial circumstance leading to the injury.

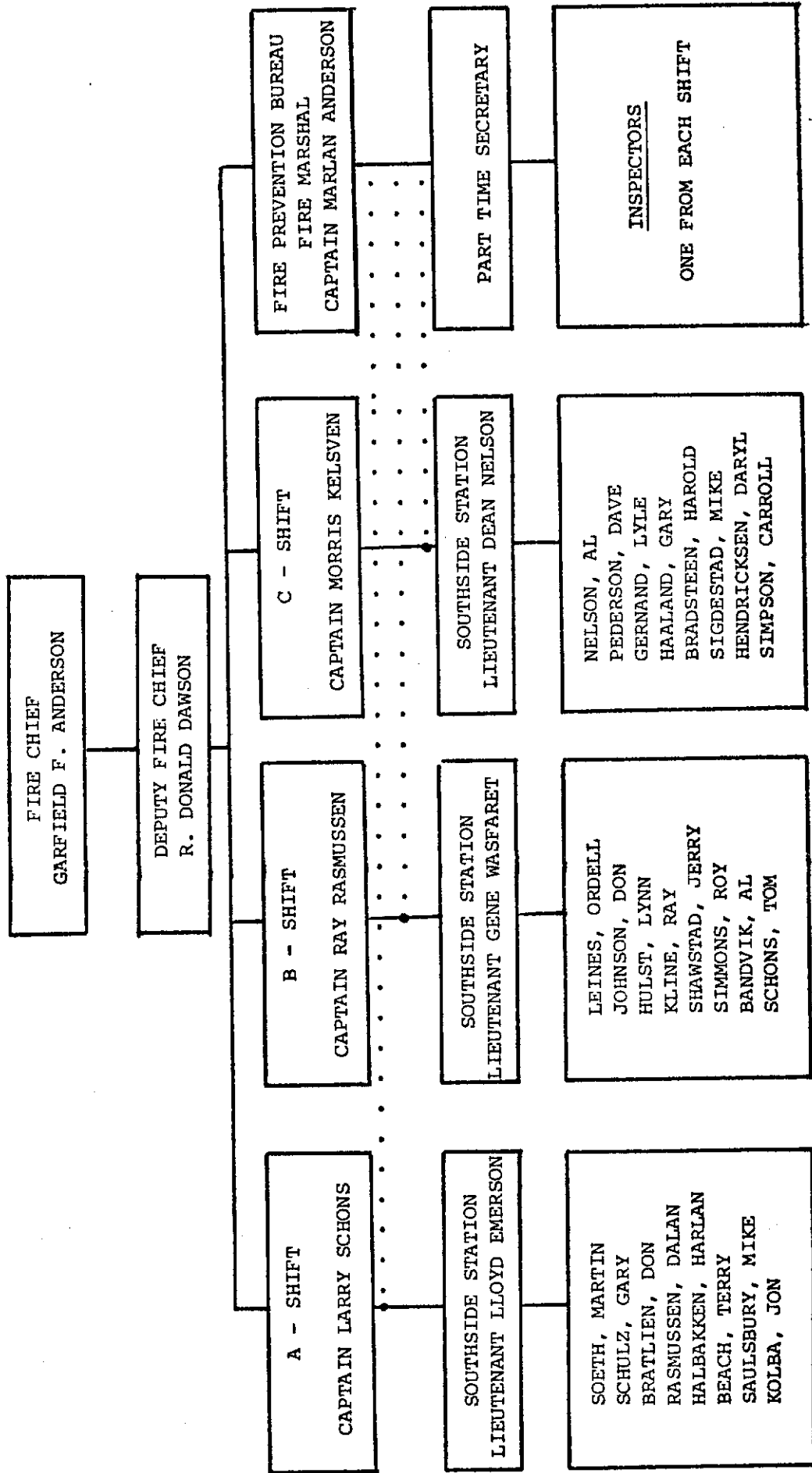
1. Caught or trapped:	<u>-0-</u>	4. Fell or stepped on:	<u>5</u>
2. Exposure to fire products		5. Stress (include overexertion):	<u>-0-</u>
a. Flame (heat):	<u>2</u>	6. Rubbed by, contact with object:	<u>2</u>
b. Smoke (gas):	<u>-0-</u>	7. Struck by object:	<u>-0-</u>
c. Flame and smoke:	<u>-0-</u>	8. Structural collapse:	<u>-0-</u>
3. Exposure to chemicals or radiation:	<u>-0-</u>	9. Other:	<u>-0-</u>

Other (please specify): _____

How many fire fighters in your department received injuries that required admission to a hospital during 1980: 1
 How many fire fighters in your department received job related permanently disabling injuries during 1980: -0-
 How many of these permanently disabled fire fighters began receiving disability pensions during 1980: -0-

MOORHEAD FIRE DEPARTMENT ORGANIZATION

1980



FIRE DEPARTMENT PERSONNEL
1980

Garfield F. Anderson, Fire Chief

Birthday: April 18, 1927

Date of entrance to Fire Department: June 4, 1948 (32 yrs. 7 mo.)

Date appointed to Lieutenant: January 1, 1954

Date appointed to Captain: November 1, 1958

Date appointed to Assistant Fire Chief: January 1, 1970

Date appointed to Fire Chief: June 1, 1974

R. Donald Dawson, Deputy Fire Chief

Birthday: November 19, 1926

Date of entrance to Fire Department: July 7, 1952 (28 yrs. 6 mo.)

Date appointed to Lieutenant: November 1, 1958

Date appointed to Captain: January 1, 1970

Date appointed to Deputy Fire Chief: January 15, 1978

Raymond L. Rasmussen, Captain

Birthday: August 9, 1921

Date of entrance to Fire Department: November 5, 1952 (28 yrs. 2 mo.)

Date appointed to Lieutenant: December 15, 1964

Date appointed to Captain: January 1, 1970

Larry Schons, Captain

Birthday: March 3, 1929

Date of entrance to Fire Department: April 15, 1957 (23 yrs. 9 mo.)

Date appointed to Lieutenant: August 1, 1969

Date appointed to Captain: February 1, 1970

Morris Kelsven, Captain

Birthday: October 28, 1935

Date of entrance to Fire Department: October 31, 1958 (22 yrs. 2 mo.)

Date appointed to Lieutenant: January 1, 1970

Date appointed to Assistant Fire Chief: July 1, 1974

Date returned to Captain: January 15, 1978

Marlan Anderson, Captain (Fire Marshal)

Birthday: May 12, 1936

Date of entrance to Fire Department: February 1, 1966 (14 yrs. 11 mo.)

Date appointed to Lieutenant: March 15, 1974

Date appointed to Captain: April 1, 1979

Gene Wasfaret, Lieutenant

Birthday: May 26, 1937

Date of entrance to Fire Department: June 9, 1959 (21 yrs. 7 mo.)

Date appointed to Lieutenant: February 1, 1970

Dean Nelson, Lieutenant

Birthday: June 4, 1934

Date of entrance to Fire Department: August 15, 1962 (18 yrs. 5 mo.)

Date appointed to Lieutenant: January 1, 1974

Lloyd Emerson, Lieutenant

Birthday: January 19, 1940

Date of entrance to Fire Department: February 1, 1962 (18 yrs. 11 mo.)

Date appointed to Lieutenant: July 1, 1974

National Registry of Emergency Medical Technicians: June 20, 1972

Ordell Leines, Firefighter
Birthday: June 30, 1936
Date of entrance to Fire Department: February 1, 1962 (18 yrs. 11 mo.)
National Registry of Emergency Medical Technicians: January 22, 1974

Martin Soeth, Firefighter
Birthday: January 7, 1938
Date of entrance to Fire Department: May 1, 1962 (18 yrs. 8 mo.)
National Registry of Emergency Medical Technicians: January 22, 1974
Registered Scuba Diver: September 1, 1975

Albin Nelson, Firefighter
Birthday: November 18, 1936
Date of entrance to Fire Department: September 15, 1962 (18 yrs. 4 mo.)

Donald O. Johnson, Firefighter
Birthday: October 20, 1941
Date of entrance to Fire Department: January 1, 1964 (17 yrs.)
National Registry of Emergency Medical Technicians: December 31, 1974

David Pederson, Firefighter
Birthday: March 23, 1942
Date of entrance to Fire Department: January 1, 1965 (16 yrs.)
National Registry of Emergency Medical Technicians: June 20, 1972

Gary Schulz, Firefighter
Birthday: August 4, 1942
Date of entrance to Fire Department: August 1, 1969 (11 yrs. 5 mo.)
National Registry of Emergency Medical Technicians: December 31, 1974

Lynn Hulst, Firefighter
Birthday: November 9, 1944
Date of entrance to Fire Department: August 1, 1970 (10 yrs. 7 mo.)
MN Registry of Emergency Medical Technicians: November 28, 1975

Don Bratlien, Firefighter
Birthday: April 12, 1943
Date of entrance to Fire Department: August 1, 1970 (10 yrs. 5 mo.)
National Registry of Emergency Medical Technicians: December 31, 1976

Lyle Gernand, Firefighter
Birthday: April 24, 1942
Date of entrance to Fire Department: August 1, 1970 (10 yrs. 5 mo.)
National Registry of Emergency Medical Technicians: March 1977

Gary Haaland, Firefighter
Birthday: September 30, 1942
Date of entrance to Fire Department: August 1, 1970 (10 yrs. 5 mo.)
National Registry of Emergency Medical Technicians: December 31, 1976

Raymond Kline, Firefighter
Birthday: September 18, 1942
Date of entrance to Fire Department: August 1, 1970 (10 yrs. 5 mo.)
National Registry of Emergency Medical Technicians: December 31, 1976

Dalan Rasmussen, Firefighter
Birthday: January 22, 1947
Date of entrance to Fire Department: August 1, 1970 (10 yrs. 5 mo.)
National Registry of Emergency Medical Technicians: December 31, 1974

Jerry Shawstad, Firefighter
 Birthday: September 5, 1942
 Date of entrance to Fire Department: August 1, 1970 (10 yrs. 5 mo.)
 National Registry of Emergency Medical Technicians: March 1977

Harlan Halbakken, Firefighter
 Birthday: September 28, 1943
 Date of entrance to Fire Department: March 1, 1971 (9 yrs. 10 mo.)
 National Registry of Emergency Medical Technicians: March 1977)

Harold Bradsteen, Firefighter
 Birthday: May 15, 1942
 Date of entrance to Fire Department: August 1, 1972 (8 yrs. 5 mo.)
 National Registry of Emergency Medical Technicians: May 1977

Mike Sigdestad, Firefighter
 Birthday: December 11, 1951
 Date of entrance to Fire Department: February 1, 1974 (6 yrs. 11 mo.)
 MN Registry of Emergency Medical Technicians: November 28, 1975

Roy Simmons, Firefighter
 Birthday: December 10, 1951
 Date of entrance to Fire Department: July 1, 1974 (6 yrs. 6 mo.)
 National Registry of Emergency Medical Technicians: May 1977

Albert Bandvik, Firefighter
 Birthday: September 18, 1948
 Date of entrance to Fire Department: July 15, 1975 (5 yrs. 6 mo.)

Terry Beach, Firefighter
 Birthday: May 11, 1950
 Date of entrance to Fire Department: July 15, 1975 (5 yrs. 6 mo.)
 National Registry of Emergency Medical Technicians: May 1977

Daryl Hendricksen, Firefighter
 Birthday: May 20, 1953
 Date of entrance to Fire Department: July 15, 1975 (5 yrs. 6 mo.)
 National Registry of Emergency Medical Technicians: May 1977

Mike Saulsbury, Firefighter
 Birthday: August 19, 1950
 Date of entrance to Fire Department: July 15, 1975 (5 yrs. 6 mo.)

Tom Schons, Firefighter
 Birthday: June 14, 1952
 Date of entrance to Fire Department: July 15, 1975 (5 yrs. 6 mo.)

Carroll Simpson, Firefighter
 Birthday: December 25, 1945
 Date of entrance to Fire Department: July 15, 1975 (5 yrs. 6 mo.)

Jon Kolba, Firefighter
 Birthday: April 27, 1954
 Date of entrance to Fire Department: September 4, 1979 (1 yr. 4 mo.)

MOORHEAD FIRE DEPARTMENT RELIEF ASSOCIATION

QUARTERLY FINANCIAL REPORT AS OF March 31, 1980 1ST QTR

~~GENERAL FUND BALANCE BEGINNING THIS QUARTER~~ \$
~~SPECIAL FUND BALANCE BEGINNING THIS QUARTER~~ \$ 58,560.72

RECEIPTS THIS QUARTER:

SAVINGS RECEIPTS (REG. CONTRIBUTIONS) \$ 4,422.15
FEES \$ 3,745.60
MAIL \$ 3,726.60

TOTAL RECEIPTS THIS QUARTER \$ 11,894.35

DISBURSEMENTS THIS QUARTER:

PENSION PAYMENTS \$ 9,050.91
SUPPLIES \$ 15.00
INVESTMENTS PURCHASED \$ 58,000.00
SAVINGS \$ 500.00

TOTAL DISBURSEMENTS THIS QUARTER \$ 67,572.91

~~GENERAL FUND BALANCE END THIS QUARTER~~ \$

~~SPECIAL FUND BALANCE END THIS QUARTER~~ \$ 2,182.16

~~CASH BALANCE FOR CHECKING END THIS QUARTER~~ \$ 5,182.16

BOOK VALUE

MARKET VALUE

#2 GOVERNMENT BONDS	\$	<u>129,156.75</u>	\$	<u>103,630.80</u>
#3 GOVERNMENT AGENCIES	\$	<u>375,072.13</u>	\$	<u>325,125.00</u>
#4 CORPORATE BONDS	\$	<u>269,085.25</u>	\$	<u>198,725.00</u>
#5 STOCK MARKET	\$	<u>88,395.19</u>	\$	<u>76,970.25</u>
#6 SAVING ACCOUNTS & C.D.s	\$	<u>162,327.34</u>	\$	<u>162,327.34</u>
#7 PRINCIPAL ACCOUNT BALANCE	\$	<u>19.54</u>	\$	<u>19.54</u>
#8 INCOME CASH BALANCE	\$		\$	
#9 <u>TEMPORARY INVESTMENTS</u>	\$	<u>89,800.00</u>	\$	<u>89,800.00</u>

TOTAL WORTH END THIS QUARTER (LINES 1-9) \$ 1,113,862.20 \$ 956,597.93

INCREASE OVER LAST QUARTER \$

DECREASE FROM LAST QUARTER \$

RESPECTFULLY SUBMITTED,

TREASURER

MOORHEAD FIRE DEPARTMENT RELIEF ASSOCIATION

QUARTERLY FINANCIAL REPORT AS OF June 30, 1980 2 QTR

GENERAL FUND BALANCE BEGINNING THIS QUARTER \$
 SPECIAL FUND BALANCE BEGINNING THIS QUARTER \$ 2,182.16

RECEIPTS THIS QUARTER:

Payroll Deductions \$ 12,744.25
Tax Collections (Mill Levy) \$ 7,106.32

TOTAL RECEIPTS THIS QUARTER \$ 19,850.57

DISBURSEMENTS THIS QUARTER:

Pension Payments \$ 9,754.11
Investment Purchases \$ 10,000.00
Supplies \$ 16.00
Termination Expense \$ 195.51

TOTAL DISBURSEMENTS THIS QUARTER \$ 19,965.62

GENERAL FUND BALANCE END THIS QUARTER \$
 SPECIAL FUND BALANCE END THIS QUARTER \$ 2,067.11
 #1 CASH BALANCE FOR CHECKING END THIS QUARTER \$ 2,067.11

	BOOK VALUE	MARKET VALUE
#2 GOVERNMENT BONDS	\$ <u>129,156.75</u>	\$ <u>119,915.40</u>
#3 GOVERNMENT AGENCIES	\$ <u>375,078.13</u>	\$ <u>368,031.25</u>
#4 CORPORATE BONDS	\$ <u>269,085.25</u>	\$ <u>228,003.65</u>
#5 STOCK MARKET	\$ <u>54,481.34</u>	\$ <u>51,190.00</u>
#6 SAVING ACCOUNTS & CD's	\$ <u>130,909.09</u>	\$ <u>130,909.09</u>
#7 PRINCIPAL ACCOUNT BALANCE.....	\$ <u>60.08</u>	\$ <u>60.08</u>
#8 INCOME CASH BALANCE	\$ <u>---</u>	\$ <u>---</u>
#9 <u>Temporary Investments</u>	\$ <u>190,000.00</u>	\$ <u>190,000.00</u>
Lines 2-9	<u>1,148,770.64</u>	<u>1,088,109.47</u>
TOTAL WORTH END THIS QUARTER (LINES 1-9) \$	<u>1,150,837.75</u>	\$ <u>1,090,176.58</u>
INCREASE OVER LAST QUARTER	\$ <u>34,793.39</u>	\$ <u>131,396.49</u>
DECREASE FROM LAST QUARTER	\$	\$

RESPECTFULLY SUBMITTED,

Dolan Kusmura

TREASURER

MOORHEAD FIRE DEPARTMENT RELIEF ASSOCIATION

QUARTERLY FINANCIAL REPORT AS OF Dec. 31, 1980 4th QTR

GENERAL FUND BALANCE BEGINNING THIS QUARTER	\$	<u>4,364.34</u>
SPECIAL FUND BALANCE BEGINNING THIS QUARTER	\$	
RECEIPTS THIS QUARTER:		
Payroll Deduction	\$	<u>12,160.37</u>
City of Moorhead Mill Levy	\$	<u>36,436.43</u>
Clay County Mill Levy	\$	
2% State Aid	\$	<u>45,813.29</u>
TOTAL RECEIPTS THIS QUARTER	\$	<u>94,410.59</u>
DISBURSEMENTS THIS QUARTER:		
Pension Payments	\$	<u>9,705.21</u>
Audit	\$	<u>1,025.00</u>
Volunteer Firemen Benefit	\$	<u>471.00</u>
Safety Deposit Box	\$	<u>10.00</u>
Investment Purchases	\$	<u>85,000.00</u>
Office Supplies	\$	<u>11.53</u>
TOTAL DISBURSEMENTS THIS QUARTER	\$	<u>96,222.74</u>
GENERAL FUND BALANCE END THIS QUARTER	\$	
SPECIAL FUND BALANCE END THIS QUARTER	\$	<u>2,552.19</u>
CASH BALANCE FOR CHECKING END THIS QUARTER	\$	<u>2,552.19</u>

	<u>BOOK VALUE</u>	<u>MARKET VALUE</u>
2 GOVERNMENT BONDS	\$ <u>208,469.25</u>	\$ <u>185,899.70</u>
3 GOVERNMENT AGENCIES	\$ <u>464,943.75</u>	\$ <u>429,725.20</u>
4 CORPORATE BONDS	\$ <u>310,486.82</u>	\$ <u>238,861.25</u>
5 STOCK MARKET	\$ <u>0</u>	\$ <u>0</u>
6 SAVING ACCOUNTS	\$ <u>200,051.25</u>	\$ <u>200,051.25</u>
7 PRINCIPAL ACCOUNT BALANCE	\$ <u>.57</u>	\$ <u>.57</u>
3 INCOME CASH BALANCE	\$ <u>40.19</u>	\$ <u>40.19</u>
→ Temporary Investments	\$ <u>96,950.00</u>	\$ <u>96,950.00</u>
TOTAL WORTH END THIS QUARTER (LINES 1-9)	\$ <u>1,283,494.02</u>	\$ <u>1,772,257.44</u>
INCREASE OVER LAST QUARTER	\$ <u>61,794.40</u>	\$ <u>712,833.65</u>
DECREASE FROM LAST QUARTER	\$ _____	\$ _____

RESPECTFULLY SUBMITTED,

TREASURER