

**MOORHEAD FIRE
DEPARTMENT
2012
ANNUAL REPORT**



TABLE OF CONTENTS

Mission Statement.....	2
Organizational Chart	3
Staffing Report	3
Suppression Report.....	4
Training Report	5
NFPA Report.....	6
2012 Notes.....	8

Mission

The mission of Moorhead Fire and Rescue is to save lives and property from the ravages of fire, medical emergencies, hazardous materials incidents, and natural disasters in the most effective and efficient manner. These protective services include fire suppression, fire prevention, public education, inspection and plan review, and fire cause determination. It is the City of Moorhead’s intent that all citizens be treated equitably with regard to its Fire and Rescue resources in order to ensure the well being of the community.

Philosophy of the Moorhead Fire Department

We are a responsive, skilled and well-equipped department with the goal of intervening in early stages of a fire or an EMS incident to minimize the event to the room of origin; or to take quick preventative measures to help a citizen survive a life-threatening accident or illness.

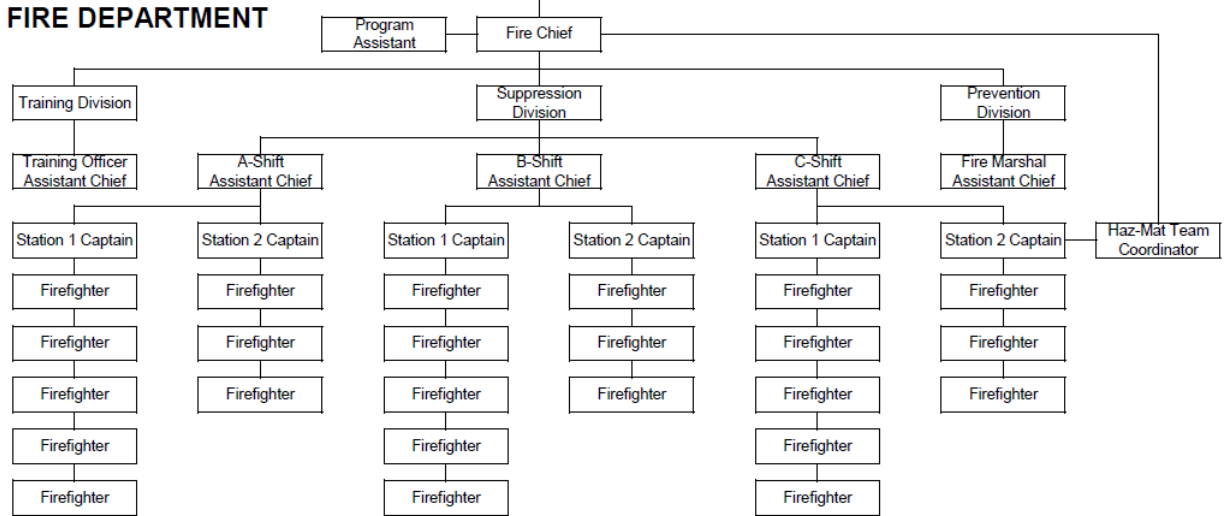
Vision

- Provide high quality fire suppression and prevention services second to none in the City of Moorhead
- Serve as the “model” of quality standards in areas of response time, safety, staff and technology
- Serve as the “model” of customer service for Moorhead Residents

ORGANIZATIONAL CHART



2012 ORGANIZATIONAL CHART



STAFFING REPORT

PROMOTED


HIRED



Rich Duysen
Fire Chief
2/13/12



Chad Stangeland
Ass't Fire Marshal
Emergency Manager
9/10/12



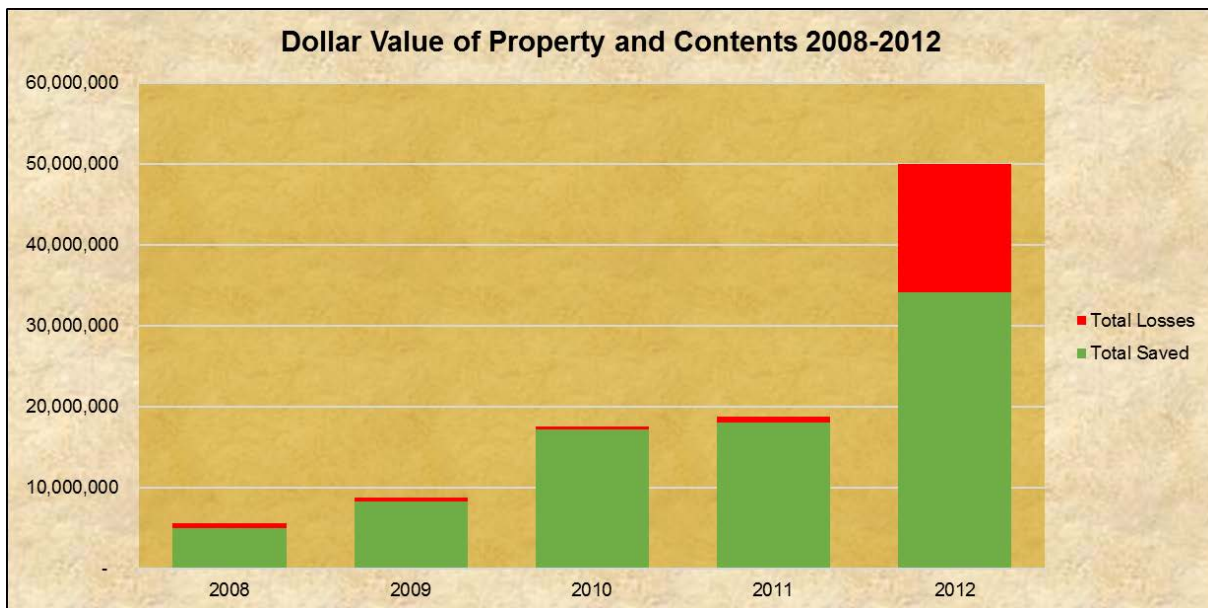
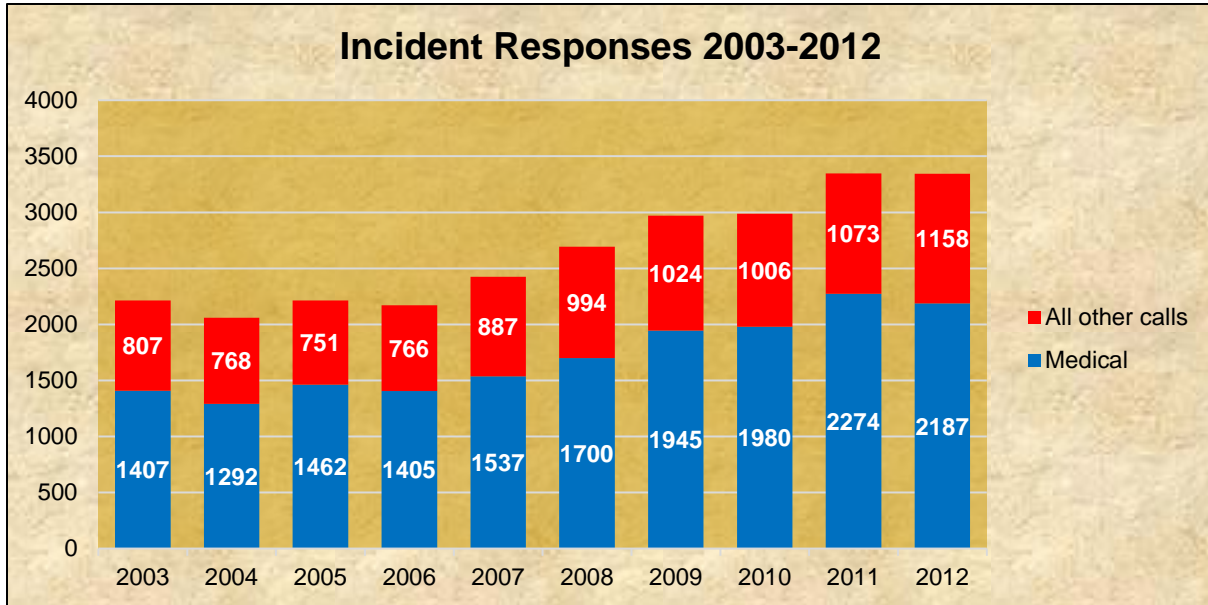
Gary Larsen
Captain
11/16/12



Adam Puetz
Firefighter
3/5/12

SUPPRESSION REPORT

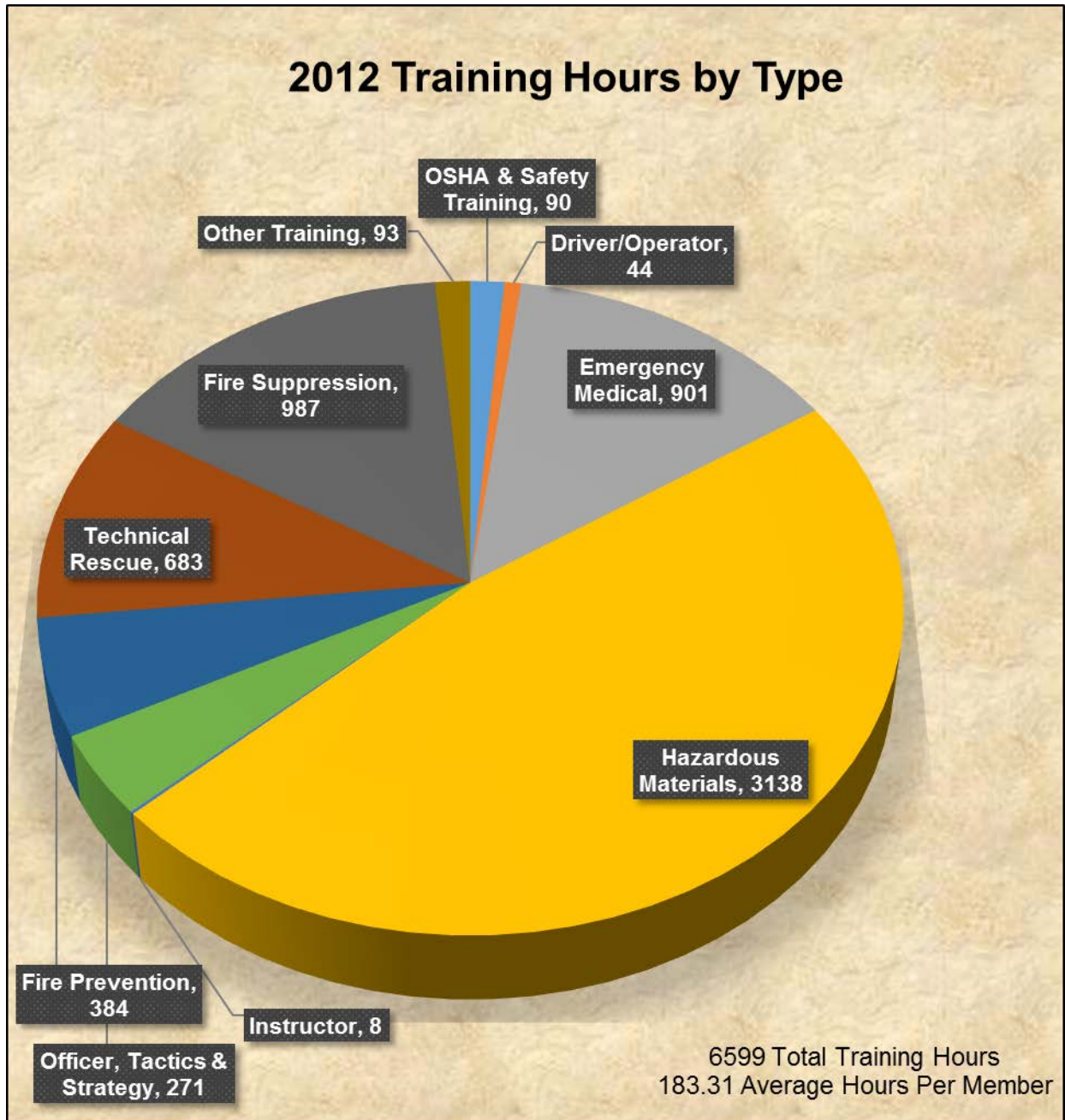
There were 3,349 emergency responses in 2012. This is a slight increase as compared to the total of 3,347 in 2011. The stacked bar graph below represents the 10-year trend of our incidents. More detailed incident response information may be found in the NFPA report at the end of this annual report.



Year	2008	2009	2010	2011	2012
Total Losses	630,575	469,850	304,329	703,763	15,225,456
Total Value	5,551,735	8,758,600	17,513,350	18,734,424	49,965,790
Total Saved	4,921,160	8,288,750	17,209,021	18,030,661	34,740,334

TRAINING REPORT

In 2012 we completed 6599 total contact hours of training across the many disciplines required to maintain our proficiency and ability to respond to the variety of hazards that face our community.



NFPA REPORT

The following are the applicable statistical sections of the 2012 NFPA report that are used by the Moorhead Fire Department.

NATIONAL FIRE PROTECTION ASSOCIATION FIRE EXPERIENCE REPORT
MOORHEAD FIRE DEPARTMENT
 January 2012 to December 2012

Part II: MAJOR FIRES			
Date	Name of Occupant or Owner, Property Use, and Address	Number of Civilian Fire Deaths	Property Loss
3/14/2012	Manufacturing, processing 3010 42ND ST S	0	\$14,800,000.00
5/13/2012	TEFFT, PRICE JEFFREY Multifamily dwelling 2409 4TH AVE N 10	0	\$180,000.00

Part IV: BREAKDOWN OF FALSE ALARM RESPONSES	
Types of False Alarm	Number of Incidents
1. Malicious, Mischievous False Call	11
2. System Malfunction	124
3. Unintentional	271
4. Other False Alarm	4

Part V: INTENTIONALLY SET FIRES IN STRUCTURES AND VEHICLES				
	Number Of Fires	Number of Civilian Fire Casualties		Estimated Property Damage
		Deaths	Injuries	
1. Structure Fires Intentionally Set	3	0	0	\$30,010.00
2. Vehicle Fires Intentionally Set	1	0	0	\$2,000.00

NATIONAL FIRE PROTECTION ASSOCIATION FIRE EXPERIENCE REPORT
MOORHEAD FIRE DEPARTMENT
January 2012 to December 2012

Part III: BREAKDOWN OF STRUCTURE FIRES AND OTHER FIRES AND INCIDENTS				
A. Fires In Structures By Fixed Property Use (Occupancy) (all in Section A are Incident Type 110-129)	Number Of Fires	Number of Civilian Fire Casualties		Estimated Property Damage
		Deaths	Injuries	
1. Private Dwellings	13	0	0	\$252,602.00
2. Apartments	13	0	0	\$9,880.00
3. Hotels and Motels	0	0	0	\$0.00
4. All Other Residential	1	0	0	\$500.00
5. TOTAL RESIDENTIAL FIRES	27	0	0	\$262,982.00
6. Public Assembly	3	0	0	\$1,310.00
7. Schools and Colleges	0	0	0	\$0.00
8. Health Care/Penal Institutions	0	0	0	\$0.00
9. Stores and Offices	1	0	0	\$50,000.00
10. Industry/Utility/Defense/Labs/Manufacturing	5	0	0	\$14,832,500.00
11. Storage in Structures	1	0	0	\$63,918.00
12. Other Structures	3	0	0	\$3,000.00
13. TOTAL STRUCTURE FIRES	40	0	0	\$15,213,710.00
14a. Highway Vehicles	4	0	0	\$8,701.00
14b. Other Vehicles	2	0	0	\$2,045.00
15. Non-Structure/Non-Vehicle	2	0	0	\$500.00
16. Brush/Grass/Wildland	6	0		
17. Rubbish/Dumpsters	27	0		
18. All Other Fires	1	0	0	\$500.00
19. TOTAL FOR FIRES	82	0	0	\$15,225,456.00
20. Rescue/Emergency Medical Responses	2,186			
21. False Alarms	410			
22. Mutual Aid Given	22			
23a. Hazmat Responses	41			
23b. Other Hazardous Responses	36			
24. All Other Responses	572			
25. TOTAL FOR ALL INCIDENTS	3,349			

	Number of Confined Fires	Number of Nonconfined Fires
5. Residential Fires (line 5 above)	12	15
13. Structure Fires (line 13 above)	15	25

2012 NOTES

- Pactiv Fire, March 2012.
- Donated used SCBA Equipment to State Technical Colleges, March 2012
- Received approval through resolution to enter into Joint Cooperative Agreement for use of Fire Personnel and Equipment with Clay County Fire Chiefs Association, August, 2012.
- Firefighter Testing 09/29/2012 (Interviews and Agility Testing)
- Open House – October 7, 2012

Grants

- 2011 Assistance to Firefighters Grant – Operations and Safety Program (02/24/2012- 02/23/2013) for \$87,860 (90% Federal share \$79,074 and 10% City share of \$8,786.00) to have sprinkler systems and alarm systems installed at both stations.
- Year four of SAFER Grant complete (05/22/2011-05/21/2012)
 - Grant Paid: \$37,995.00
 - City Paid: \$158,890.74
- Hazmat
 - Received Authorization to Submit a Request for Proposal for a Hazmat Chemical Assessment Team, May 2012.
 - State of Minnesota Professional and Technical Services Short Term Contract (07/01/2012 – 09/30/2012) for Hazmat Team for \$9,500.00
 - The Minnesota Board of Firefighter Training and Education (MBFTE) and the Fire Service Advisory Committee (FSAC) Awarded \$10,000.00 for the Hazmat CAT Team (07/01/2012-06/30/2013).
 - State of Minnesota Public Safety, Division of Homeland Security and Emergency Management Two Year Contract (10/01/2012 through 09/30/2014) for \$45,000.00 each year for the Hazmat Team
 - 1st Year (10/01/2012-09/30/2013) for \$45,000.00
 - 2nd Year (10/01/2013-09/30/2014) for \$45,000.00