

**MOORHEAD FIRE  
DEPARTMENT  
2016  
ANNUAL REPORT**



# TABLE OF CONTENTS

Mission Statement.....	2
Organizational Chart .....	3
Suppression Report.....	4
Training Report .....	5
Staffing Report .....	5
NFPA Report.....	6
2016 NOTES.....	8

## Mission

The Mission of the Moorhead Fire Department is to provide our community with trusted and dedicated professionals who work to ensure a high level of public safety through education, cooperation, and incident response.

## Vision

The Moorhead Fire Department will be recognized by our community as an excellent and progressive fire & rescue provider while partnering with the region to improve the safety of all.

## Values

**Professionalism:** Being part of a highly skilled, competent fire department that portrays good character and is respectful to everyone.

**Responsibility:** Being accountable for the things within our member's or our department's control.

**Integrity:** Steadfastly adhering to high moral principles and professional standards.

**Cooperation:** Working together to achieve common goals as one department.

**Dedication:** Devoted to the fire department, its members and the community to provide the highest level of service that is reasonably achievable.

# ORGANIZATIONAL CHART



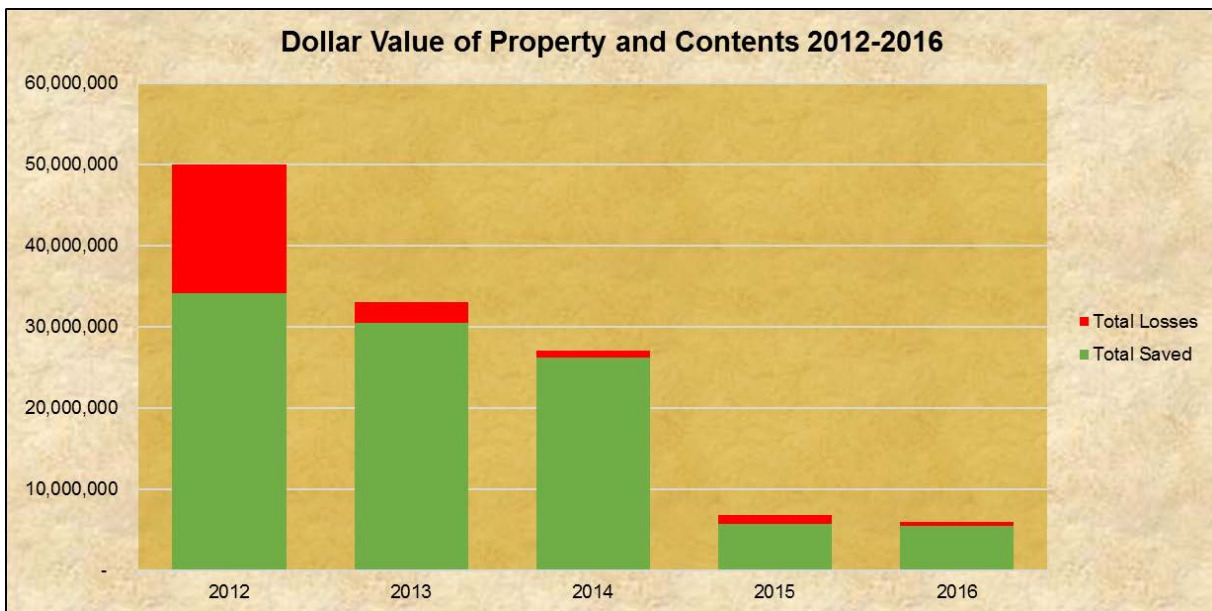
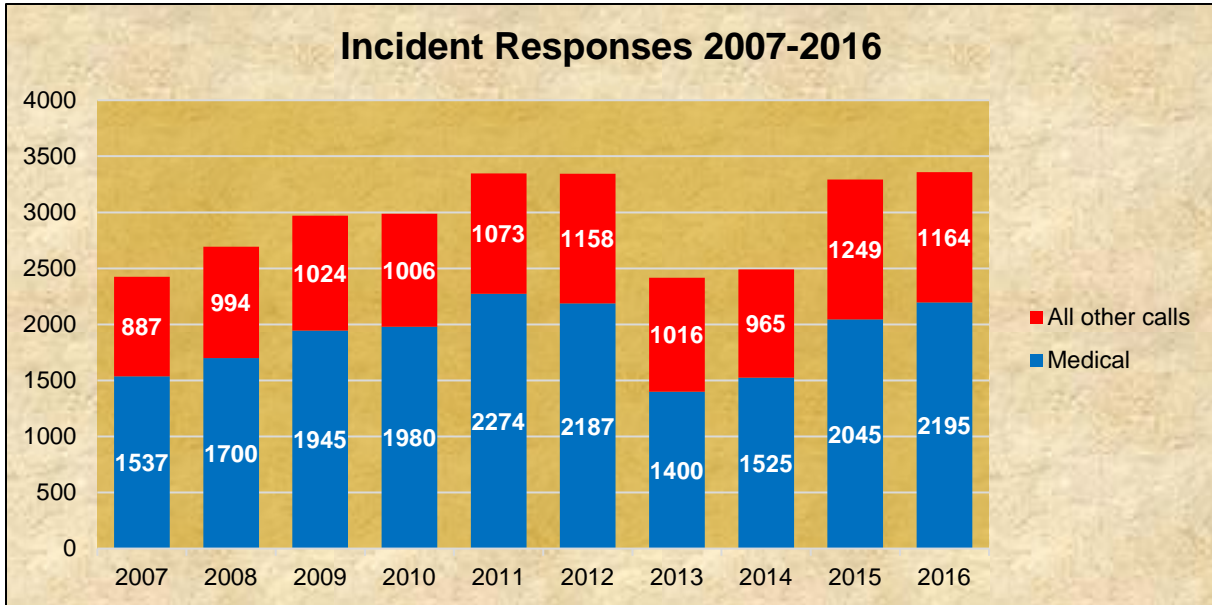
**HIRED**



**Kayla Cross**  
Assistant Fire Marshal  
April 25, 2016

# SUPPRESSION REPORT

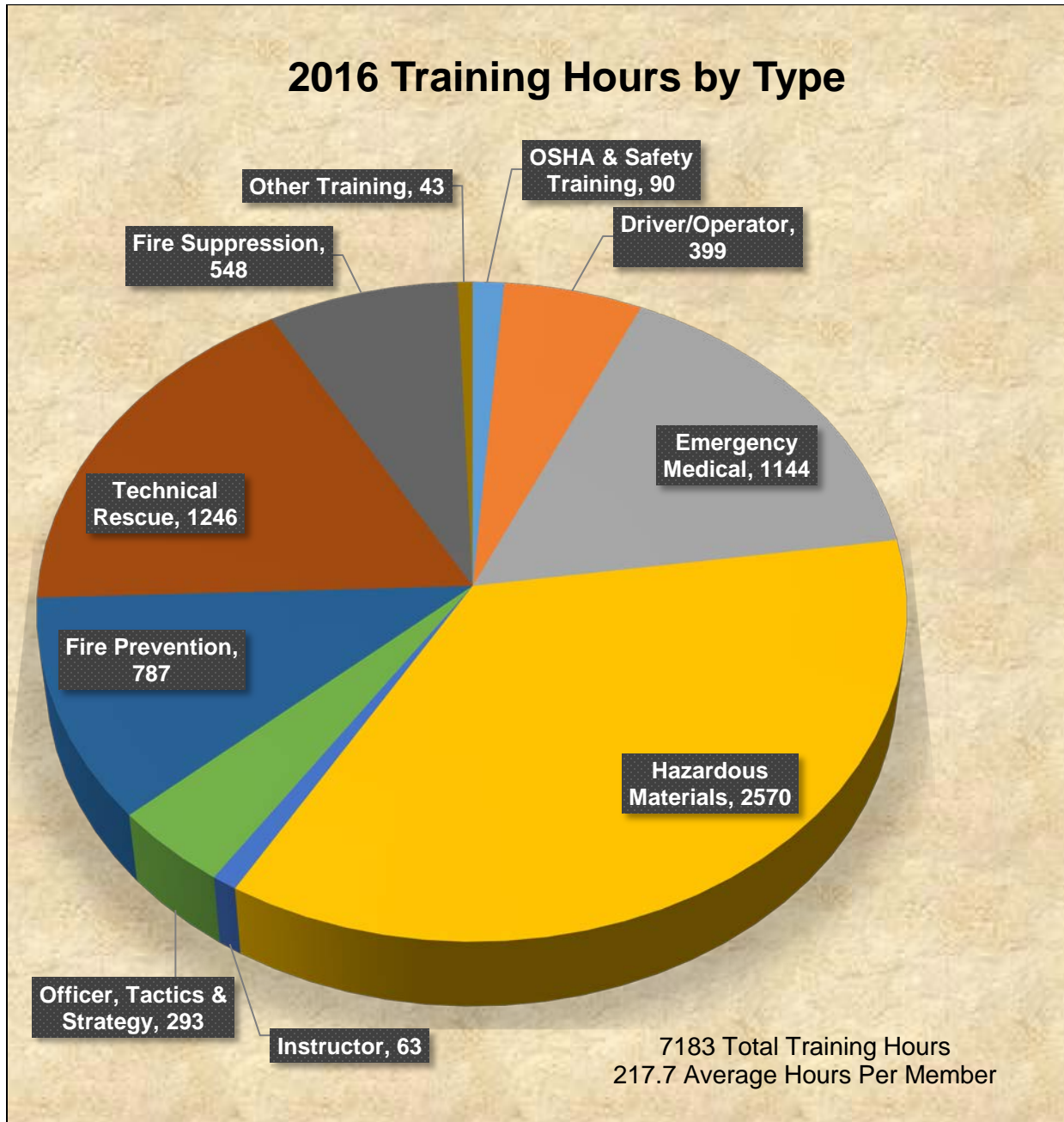
There were 3,359 emergency responses in 2016. This is an increase of 1.97%, as compared to the total of 3,294 in 2015. The stacked bar graph below represents the 10-year trend of our incidents. More detailed incident response information may be found in the NFPA report at the end of this annual report.



Year	2012	2013	2014	2015	2016
Total Losses	15,225,456	2,445,164	719,536	1,062,710	424,097
Total Value	49,965,790	32,987,948	27,014,655	6,742,500	5,964,490
Total Saved	34,740,334	30,542,784	26,295,119	5,679,790	5,540,393

# TRAINING REPORT

In 2016 we completed 7183 total contact hours of training across the many disciplines required to maintain our proficiency and ability to respond to the variety of hazards that face our community.



# NFPA REPORT

The following are the applicable statistical sections of the 2016 NFPA report that are used by the Moorhead Fire Department.

**NATIONAL FIRE PROTECTION ASSOCIATION FIRE EXPERIENCE REPORT**  
**MOORHEAD FIRE DEPARTMENT**  
 January 2016 to December 2016

<b>Part II: MAJOR FIRES</b>			
Date	Name of Occupant or Owner, Property Use, and Address	Number of Civilian Fire Deaths	Property Loss
6/28/2016	1 or 2 family dwelling 1019 11TH AVE S	0	\$165,000.00
9/1/2016	Schools, non-adult, other 3601 12TH AVE S	0	\$76,000.00
12/10/2016	1 or 2 family dwelling 111 BEAN AVE	0	\$130,000.00

<b>Part IV: BREAKDOWN OF FALSE ALARM RESPONSES</b>	
Types of False Alarm	Number of Incidents
1. Malicious, Mischievous False Call	35
2. System Malfunction	89
3. Unintentional	275
4. Other False Alarm	11

<b>Part V: INTENTIONALLY SET FIRES IN STRUCTURES AND VEHICLES</b>				
	Number Of Fires	Number of Civilian Fire Casualties		Estimated Property Damage
		Deaths	Injuries	
1. Structure Fires Intentionally Set	1	0	0	\$165,000.00
2. Vehicle Fires Intentionally Set	0	0	0	\$0.00

**Part III: BREAKDOWN OF STRUCTURE FIRES AND OTHER FIRES AND INCIDENTS**

A. Fires In Structures By Fixed Property Use (Occupancy) (all in Section A are Incident Type 110-129)	Number Of Fires	Number of Civilian Fire Casualties		Estimated Property Damage
		Deaths	Injuries	
1. Private Dwellings	16	0	0	\$314,967.00
2. Apartments	10	0	0	\$17,215.00
3. Hotels and Motels	0	0	0	\$0.00
4. All Other Residential	2	0	0	\$0.00
5. TOTAL RESIDENTIAL FIRES	28	0	0	\$332,182.00
6. Public Assembly	1	0	0	\$0.00
7. Schools and Colleges	0	0	0	\$0.00
8. Health Care/Penal Institutions	0	0	0	\$0.00
9. Stores and Offices	2	0	0	\$5,500.00
10. Industry/Utility/Defense/Labs/Manufacturing	1	0	0	\$0.00
11. Storage in Structures	1	0	0	\$1,300.00
12. Other Structures	1	0	0	\$0.00
13. TOTAL STRUCTURE FIRES	34	0	0	\$338,982.00
14a. Highway Vehicles	5	0	0	\$80,810.00
14b. Other Vehicles	1	0	0	\$200.00
15. Non-Structure/Non-Vehicle	4	0	0	\$4.00
16. Brush/Grass/Wildland	5	0		
17. Rubbish/Dumpsters	10	0		
18. All Other Fires	5	0	0	\$4,101.00
19. TOTAL FOR FIRES	64	0	0	\$424,097.00
20. Rescue/Emergency Medical Responses	2,194			
21. False Alarms	410			
22. Mutual Aid Given	10			
23a. Hazmat Responses	48			
23b. Other Hazardous Responses	57			
24. All Other Responses	576			
25. TOTAL FOR ALL INCIDENTS	3,359			

	Number of Confined Fires	Number of Nonconfined Fires
5. Residential Fires (line 5 above)	7	21
13. Structure Fires (line 13 above)	9	25

# 2016 NOTES

- Enter into Hotel Inspection Agreement with the State of Minnesota Department of Public Safety (07/01/2016-06/30/2019). (Resolution passed 08/22/2016).
- Open House, October 9, 2016
- Live Burn & Fire Investigator Training 9<sup>th</sup> Avenue North, 09/26/2016 through 09/28/2016
- Firefighter Testing October 21, 2016
- Captains Testing / Interviews – September, 2016
- New Engine 2 (Station 2) delivered

## Grants

- Hazmat:
- Awarded 2015 Hazardous Materials Emergency Preparedness (HMEP) Grant (03/15/2016-05/01/2016) for \$16,850 (80% State for \$13,480 and 20% City for \$3,370) for Hazmat ERT members to attend (3) eight hour days of Hazmat IQ class. 04/11/2016.
- 2<sup>nd</sup> Amended Hazmat Contract Extending Contract (10/01/2016-09/30/2017) 2<sup>nd</sup> year (10/01/2015-09/30/2016) for \$145,000.00 and add \$15,000 for this 2<sup>nd</sup> year for a total of \$165,000. Year 10/01/2016-09/30/2017 for \$165,000



*Crews train in fire tactics and strategies*

*Morning equipment checks and cleanup at Station 1*



*Assistant Chief Joe Gaughan touches up the windshield on Engine 1*

*Kids get to play at being a firefighter during the Open House*

